




VITARA



Drive the fun.

The first-generation Suzuki Vitara made its debut back in 1988. More than thirty years later, the Suzuki Vitara's heritage is embodied in a fresh sport utility vehicle. The new Vitara 1.6 and 1.4 with BoosterJet, features dimensions that meet contemporary needs. It incorporates Suzuki's comfortable on-road performance that satisfies all-round expectations in fuel economy, power, space and of course – fun.





STYLE IT YOUR WAY

The Vitara expresses Suzuki's SUV styling heritage in a strong, muscular design. The clamshell bonnet, front bumper, and modernised fender garnish give the front end a look of solidity. With an extensive range of accessories, a variety of trims to mix and match, and two-tone exterior colours to choose from, 'you are what you drive' takes on a whole new meaning in the Vitara. Go on, make your selections and drive the fun.

ON THE INSIDE

The new Vitara 1.6 and 1.4 with BoosterJet come with a host of features to let you drive the fun. The spacious interior redefines compact SUV comfort and driving intelligence, with a high level of luxurious finishes throughout the cabin. The dash design will increase your pulse the moment you step inside the spacious yet cosy interior. Forget the destination, it's the journey that counts, so why not step in and step on it.

SOAK UP THE SUN

The panoramic sunroof* consists of two overlapping glass panels which can both slide into and over the roof, so they don't affect the cabin or carrier space as the driver and passengers enjoy fresh air.

*AllGrip and Turbo AT only




SPACE FOR ALL THE EXTRAS

With 375 litres of luggage space, 60:40 split folding rear seat capability and a movable luggage board, the Vitara was designed to accommodate the various activities of your life – plus the people in it.

CONVENIENCE AT ARM'S LENGTH

The new Vitara 1.6 and 1.4 with BoosterJet offers all the convenience you may need. You will find the front and rear door pockets useful, while the glove box is handy to hold your small items.

With convenient front and rear cup holders, a sunglasses holder to keep your shades, and centre lower box with USB & accessory socket, you really have everything you need within reach.





State-of-the-art connectivity

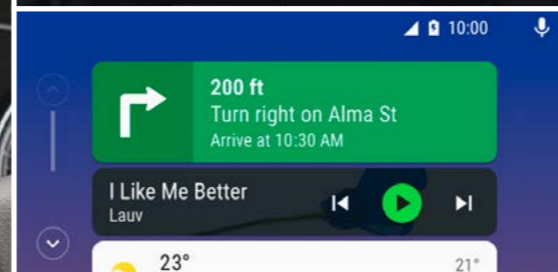
7" INFOTAINMENT SYSTEM WITH SMARTPHONE CONNECTIVITY

A 7-inch touchscreen display enables intuitive operation of multimedia features including audio, hands-free phone, reverse camera and smartphone integration. Features can be selected from the four main operating modes - Listen, Call, Drive and Connect.

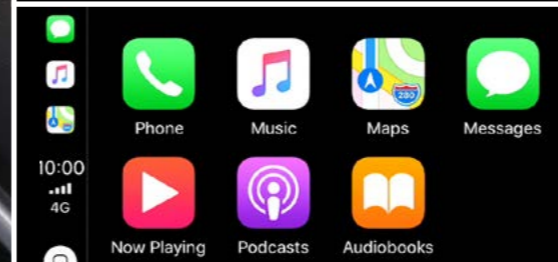
The touchscreen system works with Apple CarPlay, Android Auto™ and Mirrorlink™. By connecting your compatible iPhone via USB, Apple CarPlay allows you to make phone calls, access your music, send

and receive messages, and get directions all by voice command or a tap on the audio display.

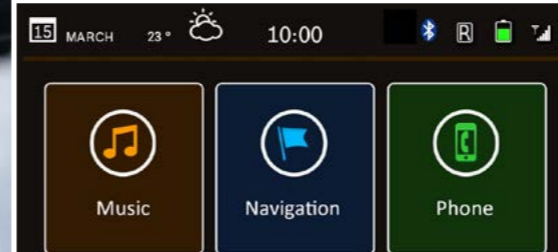
Android Auto puts Google Maps™, Google™ Search and other Google services at the driver's fingertips in a non-distracting way. Mirrorlink™ lets various applications on your smartphone appear on the vehicle's touchscreen display, allowing you to access your smartphone's features.



ANDROID AUTO



APPLE CARPLAY



MIRRORLINK

INTUITIVE. INSTINCTIVE. RESPONSIVE.

The Vitara's advanced safety equipment is designed to anticipate and help avoid imminent danger in case of a collision.



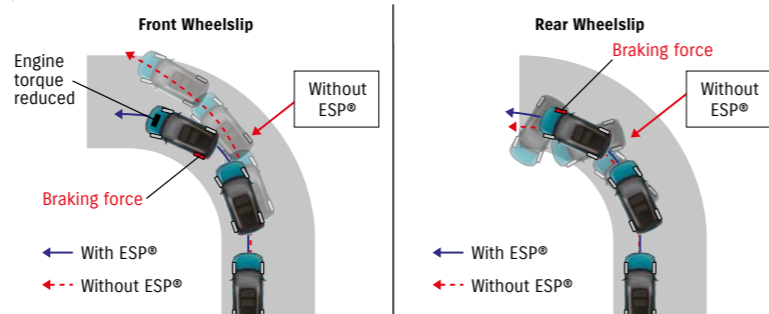
SEVEN AIRBAGS FOR ULTIMATE PROTECTION

The impressive safety features are made up of dual front, side and curtain airbags and a knee airbag for the driver. Anti-lock Brake System (ABS), Brake Assist System (BAS), Electronic Brake-force Distribution (EBD) and Electronic Stability Program (ESP) come standard on all models, giving you total confidence behind the wheel.

HILL DESCENT CONTROL*

When the vehicle is travelling down a steep downward slope and engine braking is not sufficient to slow it down, the Vitara's Hill Descent Control system engages in active AllGrip LOCK mode. The traction control light informs that brakes are slowing down the car, letting the driver concentrate on steering operations.

*AllGrip model only





DON'T STOP THE FUN, DRIVE IT

The Vitara was designed with personalisation in mind. Its legacy lives on as a fresh sport utility vehicle with a striking on-road presence, distinctive exterior and sharp, sporty looks.

AERODYNAMIC AND POWERFUL

The engine transmission and AllGrip system enhance and complement each other for perfectly synchronised, powerful and sporty performance. With AllGrip 4WD you don't have to wait before discovering new places.



ALLGRIP SELECT

The 4WD system, AllGrip, has four driver-selectable modes – Auto, Sport, Mud and Lock – designed to maximise road grip while decreasing running costs. At a turn of the dial, the AllGrip system allows the driver to rediscover what the Vitara was created for: all-out-fun!

Auto Mode: This mode normally keeps the vehicle in 2WD, but when tyre slippage is detected, it automatically switches to 4WD, providing reassurance in cases of sudden changes in weather like unexpected showers.

Mud/Snow Mode: Provides optimal configurations on slippery surfaces and mud. This mode anticipates slippage before it occurs and allocates torque to the rear wheels, ensuring outstanding grip.

Sport Mode: Changes accelerator and torque characteristics for better engine response. It also delays ESP[®] intervention, respecting the driver's intentions for sporty driving.

Lock Mode*: This mode constantly distributes high torque to the rear wheels to generate maximum traction. Braking is applied to slipping wheels and ample torque to the gripping wheels.

*Lock mode automatically switches to Mud/Snow mode at speeds over 60km/h

POWERTRAIN

These powerful and responsive engines produce very confident driving on busy city roads as well as winding gravel roads. Reduced friction and weight in the engine ensure exceptional fuel economy.

1.6L PETROL ENGINE

Maximum output: 86 kW@6000rpm
Maximum torque: 156 Nm@4400rpm

Model	Fuel efficiency (ℓ/100km)	CO ₂ (g/km)
1.6 GLX ALLGRIP MT	6.2	145

1.4L BOOSTERJET ENGINE

Maximum output: 103 kW@5500rpm
Maximum torque: 220 Nm@1500-4000rpm

Model	Fuel efficiency (ℓ/100km)	CO ₂ (g/km)
1.4T 2WD MT	5.8	136
1.4T 2WD 6AT	6.9	138

MAJOR SPECIFICATIONS

Number of doors	5-door	
Engine	Petrol	
	1.6ℓ VVT	1.4ℓ BOOSTERJET
Drive system	ALLGRIP	2WD

DIMENSIONS

Overall length (mm)	4 175	
Overall width (mm)	1 775	
Overall height (mm)	1 610	
Wheelbase (mm)	2 500	
Tread	Front (mm)	1 535
	Rear (mm)	1 505
Minimum turning radius (m)	5.2	
Minimum ground clearance (mm)	185	

CAPACITIES

Seating capacity (persons)	5	
Luggage capacity (litres)	Maximum volume	1 120
	Rear seatback folded (VDA method)	710
	Rear seatback raised (VDA method)	375
Fuel tank capacity (litres)	47	

ENGINE

Type	1.6ℓ VVT	1.4ℓ BOOSTERJET
Number of cylinders	4	4
Number of valves	16	16
Piston displacement (cm³)	1 586	1 373
Bore x stroke (mm)	78.0 x 83.0	73.0 x 82.0
Compression ratio	11.0	9.9
Maximum output (kW/rpm)	86/6 000	103/5 500
Maximum torque (Nm/rpm)	156/5 500	220/1 500-4 000
Fuel distribution	Multipoint injection	Direct injection

TRANSMISSION

		ALLGRIP	TURBO	
Type		5MT	6MT	6AT
Gear ratio	1 st	3.545	3.615	4.044
	2 nd	1.904	1.954	2.371
	3 rd	1.258	1.275	1.556
	4 th	0.911	0.942	1.159
	5 th	0.725	0.794	0.852
	6 th	–	0.674	0.672
	Reverse	3.250	3.481	3.193
Final gear ratio		4.411	4.312	3.502

CHASSIS

Steering	Rack & pinion	
Brakes	Front	Ventilated disc
	Rear	Disc
Suspension spring	Front	MacPherson strut with coil
	Rear	Torsion beam with coil spring

WEIGHTS

	ALLGRIP	TURBO	
Kerb weight (kg)	1 160	1 140	1 160
Gross vehicle weight (kg)	1 730	1 730	

PERFORMANCE

	ALLGRIP	TURBO	
Maximum speed (km/h)	180	200	
0-100 km/h	12.0	9.5	

Transmission		1.6 AllGrip MT	1.4 Turbo MT	1.4 Turbo AT
Grade		GLX	TURBO	

STEERING AND INSTRUMENT PANEL (CONTINUED)

Centre clock		⊗	⊗	⊗
Instrument panel ornament	Film	⊗	⊗	⊗
Centre and side louvre bezels	Chrome	⊗	⊗	⊗

DRIVING AMENITIES

Electric windows	Front	⊗	⊗	⊗
	Rear	⊗	⊗	⊗
Central locking	Switch on driver's side	⊗	⊗	⊗
Remote-control door locks	With hazard lamp answerback function	⊗	⊗	⊗
Keyless push start system		⊗	⊗	⊗
Air conditioner	Automatic	⊗	⊗	⊗
Heater		⊗	⊗	⊗
Pollen filter		⊗	⊗	⊗
Audio	Antenna	⊗	⊗	⊗
	Front speakers	⊗	⊗	⊗
	Rear speakers	⊗	⊗	⊗
	Front tweeters	⊗	⊗	⊗
	Touchscreen infotainment system with smart-phone connectivity and reverse camera	⊗	⊗	⊗
Driving mode dial	4 modes	⊗	-	-
Cruise control		⊗	⊗	⊗
Speed limiter		⊗	⊗	⊗

INTERIOR

Cabin lights	Front map light (3-position)	⊗	⊗	⊗
	Centre cabin light (3-position)	⊗	⊗	⊗
	Glove box light	⊗	⊗	⊗
	Footwell lights (front seats)	⊗	⊗	⊗
	Centre lower console box light	⊗	⊗	⊗
Sun visors	With ticket holder	⊗	⊗	⊗
	With vanity mirror	⊗	⊗	⊗
	With illumination function	⊗	⊗	⊗

INTERIOR (CONTINUED)

Assist grips	Passenger's side	⊗	⊗	⊗
	Rear x 2	⊗	⊗	⊗
Cup holders	Front x 2	⊗	⊗	⊗
Bottle holders	Front x 2	⊗	⊗	⊗
	Rear x 2	⊗	⊗	⊗
Grove box damper		⊗	⊗	⊗
Console box	Front	⊗	⊗	⊗
	Rear	⊗	⊗	⊗
Centre armrests	Front (on floor console)	⊗	⊗	⊗
Centre console ornament	Silver	⊗	⊗	⊗
Shift knob	Black with silver accent	⊗	⊗	⊗
Parking brake release button	Chrome	⊗	⊗	⊗
USB port	Console box	⊗	⊗	⊗
12V accessory socket	Front console	⊗	⊗	⊗
Foot rest		⊗	⊗	⊗
Door trim insert	Suede	⊗	⊗	⊗
Door trim ornament	Silver	⊗	⊗	⊗
Inside door handles	Chrome	⊗	⊗	⊗
Door armrest	Synthetic leather insert	⊗	⊗	⊗

SEATS

Front seats	Seat height adjuster (driver's side)	⊗	⊗	⊗
	Seat height adjuster (passenger's side)	⊗	⊗	⊗
	Slide and reclining function	⊗	⊗	⊗
	Seatback pocket (passenger's side)	⊗	⊗	⊗
	Head restraint	⊗	⊗	⊗
Rear seats	60:40-split single-fold	⊗	⊗	⊗
	Head restraint x 3	⊗	⊗	⊗
Seat upholstery material	Suede and synthetic leather	⊗	⊗	⊗

Transmission		1.6 AllGrip MT	1.4 Turbo MT	1.4 Turbo AT
Grade		GLX	TURBO	

LUGGAGE AREA

		1.6 AllGrip MT	1.4 Turbo MT	1.4 Turbo AT
Luggage shelf		⊕	⊕	⊕
Luggage board		⊕	⊕	⊕
Luggage area hook	Shopping bag hook x 1	⊕	⊕	⊕
	Net hook x 2	⊕	⊕	⊕
Luggage area 12V accessory socket		⊕	⊕	⊕
Luggage area light		⊕	⊕	⊕

SAFETY, SECURITY, AND ENVIRONMENTAL COMPATIBILITY

		1.6 AllGrip MT	1.4 Turbo MT	1.4 Turbo AT
ABS with EBD function		⊕	⊕	⊕
ESP ^{o**}		⊕	⊕	⊕
Hill hold control		⊕	⊕	⊕
Hill descent control		⊕	-	-
Brake assist function		⊕	⊕	⊕
Parking sensors	Front: 4 sensors	⊕	⊕	⊕
	Rear: 4 sensors	⊕	⊕	⊕
SRS front dual airbags		⊕	⊕	⊕
SRS side airbags	Front	⊕	⊕	⊕
SRS curtain airbags		⊕	⊕	⊕
SRS knee airbag	Driver's seat	⊕	⊕	⊕
Front passenger airbag deactivation system		⊕	⊕	⊕
Pedal release mechanism		⊕	⊕	⊕
Seatbelts	Front: 3-point ELR seatbelts with pretensioner, force limiter and shoulder height adjuster	⊕	⊕	⊕
	Rear: 3-point ELR seatbelts (side/centre)	⊕	⊕	⊕
ISOFIX child seat anchorages	x2	⊕	⊕	⊕
Child seat tether anchorages	x3	⊕	⊕	⊕
Childproof rear door locks		⊕	⊕	⊕
Side impact door beams		⊕	⊕	⊕
Immobiliser		⊕	⊕	⊕
Freewheeling key cylinders		⊕	⊕	⊕
Security alarm		⊕	⊕	⊕

SAFETY, SECURITY, AND ENVIRONMENTAL COMPATIBILITY (CONTINUED)

		1.6 AllGrip MT	1.4 Turbo MT	1.4 Turbo AT
AT/TCSS shift lock		-	-	⊕
DRL (daytime running lights)	LED	⊕	⊕	⊕
High-mount stop lamp		⊕	⊕	⊕

S : Standard

* Panoramic sunroof available for AllGrip & Turbo AT GLX models only.

** ESP is a registered trademark of Daimler AG.

The ESP is designed to help keep the vehicle under control. However, the degree of engine torque reduction, the wheels that brake and their braking force vary according to the driving conditions.





URBAN PACK PERSONALISATION



1



2



3+4



5



6



7



8+9



RUGGED PACK PERSONALISATION

YOUR STYLE, YOUR VITARA

Get intuitive, mix and match the Vitara's extensive and almost unlimited range of colours and accessories to create a Vitara unique to you. Allow your Vitara to do the talking and reflect your style - no two people are the same; there's no reason why two Vitaras should be.

- | | |
|---|---|
| <p>1 Door mirror cover set
Two-piece set. For cars without mirror blinkers, available in red.
Part No. 990E0-86R10-ZCF</p> <p>2 Side fender garnish
Two-piece set. Red.
Part No. 990E0-86R71-ZCF</p> <p>3 Front grille upper garnish¹
Red.
Part No. 99114-86R00-ZCF</p> <p>4 Front grille fins¹
Six-piece set. Matt black.
Part No. 99114-86R10-OCB</p> <p>5 Daytime running light accent line
Two-piece set. Red.
Part No. 990E0-86R11-ZCF</p> | <p>6 Front bumper center accent line
Red.
Part No. 990E0-86R12-ZCF</p> <p>7 Rear bumper center accent line
Red.
Part No. 990E0-86R15-ZCF</p> <p>8 Alloy rim "misti"
6,5 J x 17" suitable for 215/55 R17 tyres, including centre cap with Suzuki logo, ECE-R 124 approval. MISTI, 17", black polished.
Part No. 990E0-61M78-002</p> <p>9 Center caps
Four-piece set. Black.
Part No. 990E0-61M78-CAP</p> |
|---|---|

¹ Applicable for GL+ and GLX grade.

- | | |
|--|--|
| <p>1 Front grille upper garnish¹
Matt black.
Part No. 99114-86R00-OCB</p> <p>2 Front grille fins¹
Six-piece set. Matt black.
Part No. 99114-86R10-OCB</p> <p>3 Front bumper garnish and front skid plate set
Two-piece set. Silver painted.
Part No. 990E0-86R44-FSP</p> <p>4 Front bumper center accent line
Matt black.
Part No. 990E0-86R12-OCB</p> <p>5 Daytime running light accent line
Two-piece set. Matt black.
Part No. 990E0-86R11-OCB</p> <p>6 Side fender garnish
Two-piece set. Matt black.
Part No. 990E0-86R71-OCB</p> | <p>7 Side body moulding large
Set for left and right hand side. Black grained.
Part No. 990E0-54P07-000</p> <p>8 Alloy rim "misti"
6,5 J x 17" suitable for 215/55 R17 tyres, including centre cap with Suzuki logo, ECE-R 124 approval. MISTI, 17", matt black.
Part No. 990E0-61M76-002</p> <p>9 Center caps
Four-piece set. Matt black.
Part No. 990E0-68L85-MAT</p> <p>10 Rear skid plate
Silver painted.
Part No. 990E0-86R47-000</p> |
|--|--|

¹ Applicable for GL+ and GLX grade.



Exterior

FOR THE FUN OF IT



- 1 | **Front grille fins** ¹
Six-piece set. Matt black.
Part No. 99114-86R10-OCB
- 2 | **Front grille upper garnish** ¹
Available in following colours:
Red.
Part No. 99114-86R00-ZCF
White.
Part No. 99114-86R00-26U
Matt black.
Part No. 99114-86R00-OCB
- 3 | **Front bumper center accent line**
Available in following colours:
Red.
Part No. 990E0-86R12-ZCF
White.
Part No. 990E0-86R12-26U
Matt black.
Part No. 990E0-86R12-OCB
- 4 | **Side fender garnish**
Two-piece set.
Red.
Part No. 990E0-86R71-ZCF
White.
Part No. 990E0-54P71-26U
Cosmic Black Pearl Metallic.
Part No. 990E0-54P71-ZCE
Matt black.
Part No. 990E0-86R71-OCB
- 5 | **Daytime running light accent line** ¹
Two-piece set. Available in following colours:
Red.
Part No. 990E0-86R11-ZCF
White.
Part No. 990E0-86R11-26U
Matt black.
Part No. 990E0-86R11-OCB

¹ Applicable for GL+ and GLX grade.

- 6 | Door mirror cover set**
Two-piece set. For cars with mirror blinkers available in following colours:
Red.

Part No. 990E0-86R01-ZCF

White.

84728-61M20-26U LHS

84718-61M20-26U RHS

Brushed aluminum design.

84728-61M20-QAK LHS

84718-61M20-QAK RHS

Two-piece set. For cars without mirror blinkers (no image), available in following colours:
Red.

Part No. 990E0-86R10-ZCF

White.

84728-61M10-26U LHS

84718-61M10-26U RHS

- 7 | Rear bumper center accent line ²**
Red.

Part No. 990E0-86R15-ZCF

White.

Part No. 990E0-86R15-26U

Matt black.

Part No. 990E0-86R15-OCB

- 8 | Roof edge spoiler**
Available in following colours:
Cosmic black pearl metallic.

Part No. 990E0-54P05-ZCE

Atlantis turquoise pearl metallic.

Part No. 990E0-54P05-ZQN

Superior white.

Part No. 990E0-54P05-26U

Primed, can be painted in body colour.

Part No. 990E0-54P05-000

- 9 | Front bumper garnish and front skid plate set**

Two-piece set. Silver painted.

Part No. 990E0-86R44-FSP

- 10 | Rear skid plate ³**
Silver painted.

Part No. 990E0-86R47-000

- 11 | Fender extension set ⁴**
Complete set for one car covering front and rear fenders. Black grained.

Part No. 990E0-54P09-000

- 12 | Door visor**
For front windows.

Part No. 990E0-54P24-000

For rear windows.

Part No. 990E0-54P25-000

- 13 | Decor set "giraffe"**
Black decor covering A-pillar, side roof edge and C-pillar.

Part No. 990E0-54P95-000

- 14 | Rear hatch moulding**
Chrome design.

Part No. 990E0-54P22-000

- 15 | LED coming home function**
Upon opening front doors, the area below the front doors of the vehicle is illuminated to assist passengers to find their way.

Part No. 99000-990B4-132

- 16 | Side moulding large**
Set for left and right hand side. Black grained.

Part No. 990E0-54P07-000

- 17 | Side moulding large**
Set for left and right hand side. Chrome/black grained.

Part No. 990E0-54P08-CSM

- 18 | Door handle cover set**
Chrome, set for all four door handles. With keyless system.

Part No. 990E0-61M44-000

Without keyless system.

Part No. 990E0-61M45-000



- 19 | Mud flap rigid ⁵**
Can be painted in body colour.
Front.

Part No. 72210-54P00-000

Rear.

Part No. 72230-54P00-000

- 20 | Mud flap flexible**
Front.

Part No. 990E0-54P13-000

Rear.

Part No. 990E0-54P14-000

- 21 | Valve cap set S-logo**
Four-piece set.

Part No. 990E0-19069-SET

- 22 | Wheel bolt cover**
Five-piece set. Black.

Part No. 990E0-61M70-COV

- 23 | Center caps**
Four-piece set.

Silver.

Part No. 990E0-61M75-CAP

Black.

Part No. 990E0-61M78-CAP

¹ Applicable for GL+ and GLX grade.

² Not in combination with rear skid plate
Part No. 990E0-86R47-000.

³ Not in combination with rear bumper accent line
Part No. 990E0-86R15-OCB, -26U and -ZCF.

⁴ Not in combination with front mud flaps rigid
Part No. 72210-54P00-000 and rear mud flaps rigid
Part No. 72230-54P00-000 as well as front mud flaps flexible
Part No. 990E0-54P13-000 and rear mud flaps flexible
Part No. 990E0-54P14-000.



Interior

IT'S COLOURFUL



- 1 | **A/C louver ring set ¹**
Six-piece set. Available in following colours:
Bright Red.
Part No. 990E0-54P74-ZCF
Piano Black.
Part No. 990E0-54P74-OCE
Superior White.
Part No. 990E0-54P74-26U
Savanna Ivory Metallic.
Part No. 990E0-54P74-ZQQ
Horizon Orange Metallic.
Part No. 990E0-54P74-ZQP.
Atlantis Turquoise Pearl Metallic.
Part No. 990E0-54P74-ZQN.
- 2 | **Center lock tough ²**
Not include A/C louver ring.
Part No. 9921F-86R00-000
- 3 | **Center clock carbon ²**
Not include A/C louver ring.
Part No. 99000-99053-CL1
- 4 | **Door trim garnish ¹**
Four-piece set. Available in the following colours:
Bright Red.
Part No. 990E0-86R16-ZCF
Piano Black.
Part No. 990E0-86R16-OCE
Superior White.
Part No. 990E0-86R16-26U
Savanna Ivory Metallic.
Part No. 990E0-86R16-ZQQ
Solar Yellow Pearl Metallic.
Part No. 990E0-86R16-ZZE
Horizon Orange Metallic.
Part No. 990E0-86R16-ZQP
Ice Grayish Blue Metallic.
Part No. 990E0-86R16-ZZD
Atlantis Turquoise Pearl Metallic.
Part No. 990E0-86R16-ZQN
- 5 | **Center trim for 4WD**
Available in following colours:
Bright Red.
Part No. 990E0-54P78-ZCF
Piano Black.
Part No. 990E0-54P78-OCE
Superior White.
Part No. 990E0-54P78-26U
Savanna Ivory Metallic.
Part No. 990E0-54P78-ZQQ
Solar Yellow Pearl Metallic.
Part No. 990E0-86R78-ZZE
Horizon Orange Metallic.
Part No. 990E0-54P78-ZQP
Ice Grayish Blue Metallic.
Part No. 990E0-86R78-ZZD
Atlantis Turquoise Pearl Metallic.
Part No. 990E0-54P78-ZQN
- 6 | **Center trim for 2WD**
For 2WD (no image).
Available in following colours:
Bright Red.
Part No. 990E0-54P77-ZCF
Piano Black.
Part No. 990E0-54P77-OCE
Superior White.
Part No. 990E0-54P77-26U
Savanna Ivory Metallic.
Part No. 990E0-54P77-ZQQ
Solar Yellow Pearl Metallic.
Part No. 990E0-86R77-ZZE
Horizon Orange Metallic.
Part No. 990E0-54P77-ZQP
Ice Grayish Blue Metallic.
Part No. 990E0-86R77-ZZD
Atlantis Turquoise Pearl Metallic.
Part No. 990E0-54P77-ZQN
- 7 | **Ambient lights ²**
Interior floor illumination
Blue light.
Part No. 99000-99080-C17

¹Applicable for GL+ and GLX grade.

²Factory equipped in GL+ grade (amber) and GLX grade (white).

8 | Steering wheel

Sporty black leather steering wheel with coloured stitching. Available in following colours:

Red stitching.

Part No. 990E0-54P91-RED

Turquoise stitching.

Part No. 990E0-54P91-TUR

9 | Garnish for steering wheel

Available in following colours:
Bright Red.

Part No. 990E0-54P75-ZCF

Piano Black.

Part No. 990E0-54P75-0CE

Superior White.

Part No. 990E0-54P75-26U

Savanna Ivory Metallic.

Part No. 990E0-54P75-ZQJ

Solar Yellow Pearl Metallic.

Part No. 990E0-86R75-ZZE

Horizon Orange Metallic.

Part No. 990E0-54P75-ZQP

Atlantis Turquoise Pearl Metallic.

Part No. 990E0-54P75-ZQN

10 | Gear shift knob

For manual transmission suitable for left-hand drive and right-hand drive, with coloured inlay and coloured stitching. For 5-speed manual transmission. Available in following colours:

Red stitching.


Part No. 990E0-54P36-RED

Yellow stitching.

Part No. 990E0-54P36-YEL

Turquoise stitching.

Part No. 990E0-54P36-TUR



11 | Leather boot

Suitable for left-hand drive and righthand drive, with coloured stitching (no image).

For 5-speed manual transmission.

Available in following colours:

Red stitching.

Part No. 990E0-54P38-RED

Yellow stitching.

Part No. 990E0-54P38-YEL

Turquoise stitching.

Part No. 990E0-54P38-TUR

12 | Rubber floor mat set

Raised edge to help keep the footwell clean, four-piece set, with white Vitara logo, for manual transmission and automatic transmission.

For right-hand drive.

Part No. 75901-54PA1-000

13 | Center armrest

For more comfort, with storage department.

Part No. 990E0-54P35-000

14 | Door sill guard set, black, SOLID

Black with structured surface, SOLID design, four-piece set.

Part No. 990E0-54P60-000

15 | Door sill guard set, black, ELEGANT

Black with structured surface, ELEGANT design, four-piece set.

Part No. 990E0-54P60-001

16 | Loading edge protection

Black.

Part No. 990E0-54P51-000

Aluminum brushed design.

Part No. 990E0-54P51-001

17 | Door sill protection foil

Four-piece set. Black.

Part No. 990E0-54P30-000

18 | Bumper protection foil

Black foil, protects your bumper from scratches.

Black.

Part No. 990E0-54P57-000

19 | Cargo mat "ECO"

Anthracite needle felt carpet with coloured Vitara logo and stitching.

With silver VITARA logo and stitching.

Part No. 990E0-54P40-000

20 | Cargo organizer

Tray that fits properly under the boot cover of your Vitara, including variable aluminum dividers.

Part No. 990E0-54P21-000

21 | Cargo tray

Tray-shaped, waterproof to keep your boot clean. For usage on top of the luggage board.

Part No. 990E0-54P15-000

22 | Cargo tray with raised edges

Tray-shaped, waterproof to keep your boot clean, large with raised edges.

Part No. 990E0-54P80-000

23 | Boot cargo net

For securing loads underneath the boot cover of your Vitara.

Part No. 990E0-65J39-000

24 | Vertical cargo net

Protects items from falling out of the boot when opening boot lid.

Part No. 990E0-54P34-001

Transportation

WATCH THIS SPACE



1 | Multi roof rack ³

Aluminum tube with T-slot, lockable.
For cars with roof rail.

Own weight: 4.4 kg

Part No. 78901-54P00-000

For cars without roof rail.

Own weight: 4.6 kg

Part No. 78901-54P10-000

2 | Roof box "CERTO 460" ^{1, 2, 3}

Silver metallic roof box with "MASTER-FIT" system for quick and convenient mounting to the multi roof rack.

The dynamic opening can be done from both sides, lockable.

Own weight: 17.5 kg

Volume: 440 litres

Dimensions: 42 x 82 x 192 cm

Part No. 990E0-59J43-000

Installation kit. For T-slot fixation for roof box (990E0-59J43-000).

Part No. 990E0-59J43-001

3 | Roof basket ^{2, 3}

Ideal for transporting gear of all shapes and sizes, this roof basket comes along with a robust yet stylish, lightweight steel tube design.

Own weight: 13.2 kg

Dimensions: 127 x 104 x 15

Part No. 990E0-62R42-000

4 | Bicycle carrier "GIRO AF" ^{2, 3}

For transporting complete bikes, one set for one bike, lockable. Up to four bike carriers can be combined on the multi roof rack.

Own weight: 2.9 kg

Max. bike weight: 17 kg

Part No. 990E0-59J20-000

5 | Cargo partition grid

Black powder coated steel, for separating the rear seats from the boot.

Part No. 990E0-54P48-000

¹ In case of panorama sun roof please order additionally installation kit Part No. 990E0-59J43-001.

² Only in combination with Vitara multi roof rack Part No. 78901-54P00-000 or Part No. 78901-54P10-000.

³ Please observe the max. roof load of 50 kg for cars without roof rail and 75 kg for cars with roof rail, including own weight of multi roof rack and other carrier modules.



1



2



3






4



5



VERY USEFUL THINGS



1 | Parking sensors ¹

Set of four paintable sensors and piezo buzzer.

Front.

Part No. 990E0-54P56-010

Rear.

Part No. 990E0-54P53-015

2 | Rear seat protective cover

For the rear seat upholstery.

Part No. 990E0-78R44-000

¹ Factory equipment in GLX grade.



MAKE IT YOUR OWN

Everyone's needs are different; so once you've found the perfect Vitara model for you, you'll want to make your selection from the wide range of striking modifications and add-ons to suit your individual style and taste. From bicycle racks to transport your other set of wheels, to convenient cargo organisers for those thrilling trips with the whole family, the Vitara's got your lifestyle needs covered.

ONE AND ONLY

Choose from a wide selection of colours, designs and accessories to mix and match the exterior and interior to your unique taste.



MONO TONE COLOURS



White (26U)



Silky Silver Metallic (ZCC)



Galactic Grey Metallic (ZCD)

TWO TONE COLOURS



Galactic Grey Metallic & Black Roof (A9G)



Bright Red & Black Roof (A9H)



Atlantis Turquoise & Black Roof (A9L)



Ice Greyish Blue Metallic & Black Roof (DBF)



Prime Solar Yellow & Black Roof (DBH)



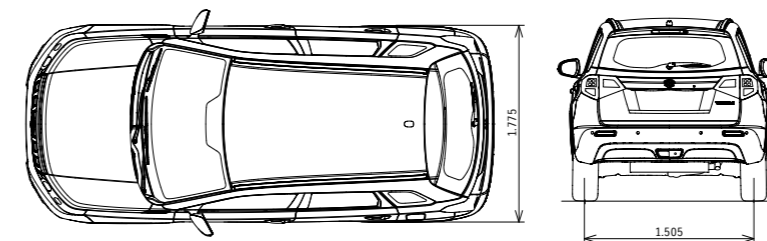

Savannah Ivory & Black Roof (A9N)

WHEELS AND RIMS



GLX
17" polished
aluminium wheel

DIMENSIONS



SUZUKI

COMPLETE

Suzuki understands that purchasing a new vehicle is a substantial investment. Our unwavering commitment to customer satisfaction is represented in our 'Suzuki Complete' package, which includes every aspect of after-sales support, with warranty, service plan, and roadside assistance standard.

Warranty

All Suzuki models are covered by a promotional comprehensive manufacturer's warranty against any defects for a period of 5-year/200 000km. This is supported by a six-year body corrosion warranty subject to terms and conditions. The comprehensive manufacturer's warranty is strictly reserved to new passenger cars purchased at Suzuki dealerships nationwide.

Service Plan

The Suzuki Vitara benefits from a 4-year/60 000km service plan. This plan includes the replacement of oil, the oil filter, fuel filter, brake fluid, air filter and accessory belts, but excludes tyres, brakes and other wear-and-tear items.

Service Intervals

Vitara 1.6 AllGrip

15 000 km or one year, whichever comes first.

Vitara 1.4 Boosterjet

10 000 km or one year, whichever comes first.

Roadside Assistance

Every new Vitara comes with a roadside assistance plan. Some of the benefits offered by this comprehensive package include: battery and locksmith call-out services, mechanical and electrical, breakdown towing (accident towing is optional), emergency medical rescue, vehicle repatriation and a stand-by-you roadside security armed-response service.

All care is taken to ensure the accuracy of this brochure at the time of print approval. Specifications, features, prices and model availability may vary from those specified and may change without notice. Always consult your authorised Suzuki Dealer or refer to www.SuzukiAuto.co.za for the latest details on all models. SUZUKI AUTO South Africa (PTY) Ltd will not be held liable for any loss as a result of reliance on the content of this brochure, whether in negligence or otherwise. Vehicles are shown for illustrative purposes only and may not depict exact specifications. Published December 2021.

Part number 9900L-54P06-BRO



SUZUKI AUTO SOUTH AFRICA (PTY) LTD | Tel: 0861 511 111
No.52 Saturn Crescent, Linbro Business Park, Frankenwald, Marlboro, Sandton
www.SuzukiAuto.co.za

